













Photo	Description	Caractéristiques	Conçu pour
	Piquets de terre auxiliaires (2 pointes/1jeu)		K4105DL(H)/K6516/6516BT/7272
	Sonde standard Cat. II		K4300
	Pince ampèremétrique CA	Ø 24 mm AC 100A ±2,0%aff.±0,3mV (50/60Hz)	K1051, K1052, K1061, K1062
	Pince ampèremétrique CA	Ø 40 mm AC 500A ±2,0%aff.±0,3mV (50/60Hz)	K1051, K1052, K1061, K1062
	Pince ampèremétrique CA	Ø 55 mm AC 1000A ±2,0%aff.±0,3mV (50/60Hz)	K1051, K1052, K1061, K1062
	Pince de courant de charge CA	Ø 68 mm AC 1000A ±0,5%aff.±0,2mV (50/60Hz)	K1051, K1052, K1061, K1062, K6305, K6315
	Pince de courant de charge CA	Ø 40 mm AC 500A ±0,5%aff.±0,1mV (50/60Hz)	K1051, K1052, K1061, K1062, K6305, K6315
	Pince de courant de charge CA	Ø 40 mm AC 200A ±0,5%aff.±0,1mV (50/60Hz)	K1051, K1052, K1061, K1062, K6305, K6315
	Pince de courant de charge CA	Ø 24 mm AC 100A ±0,5%aff.±0,1mV (50/60Hz)	K1051, K1052, K1061, K1062, K6305, K6315
	Pince de courant de charge CA	Ø 24 mm AC 5A ±0,5%aff.±0,1mV (50/60Hz)	K1051, K1052, K1061, K1062, K6305, K6315
	Pince de courant de charge flexible	Ø 150 mm AC 300/1000/3000A ±1,0%aff. (45-65Hz)	K6305, K6315
	Pince de courant de charge flexible	Ø 110 mm AC 1000A ±0,8%aff.±0,2mV (50/60Hz)	K6305, K6315